

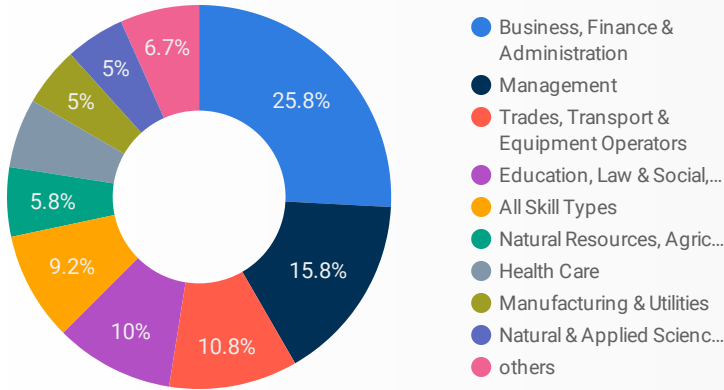
**FILTER**

**AGE GROUP** ▾

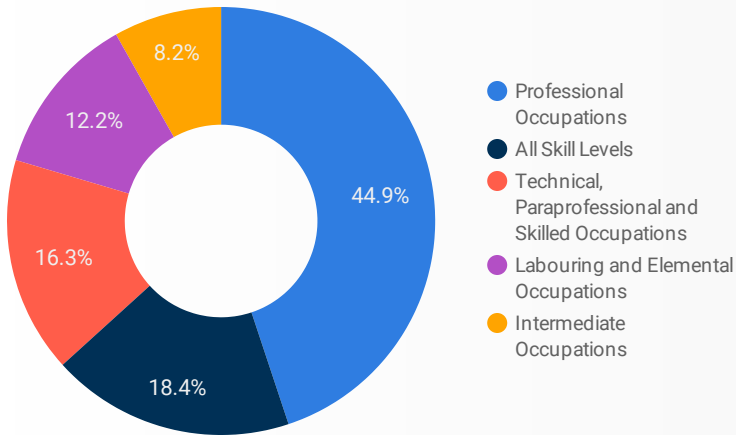
**GENDER** ▾

**TOOL** ▾

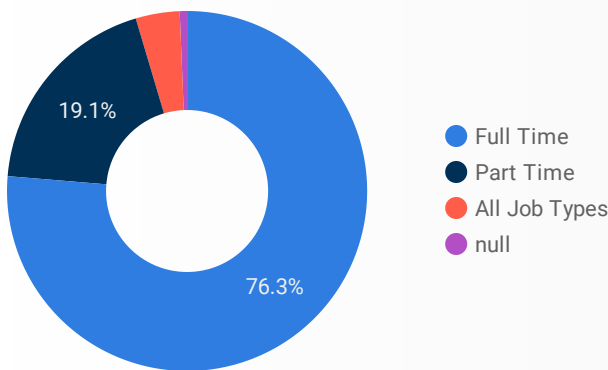
## INTEREST BY SKILL TYPE



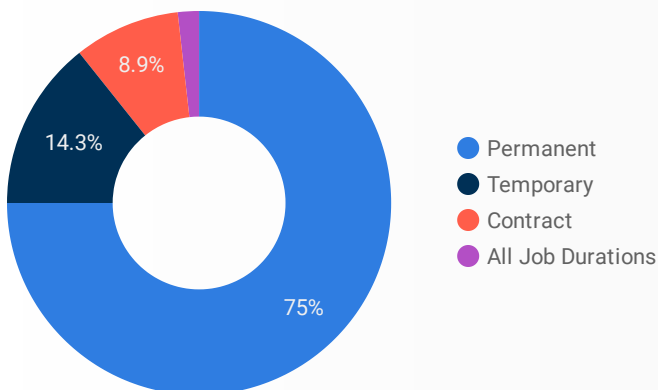
## INTEREST BY SKILL LEVEL



## INTEREST BY JOB TYPE



## INTEREST BY JOB DURATION



## TOP EMPLOYERS & AGENCIES

EMPLOYER	POSTINGS ▾
Bruce Power	73
Corporation of the County of Bruce	70
Walmart Canada	70
YMCA of Owen Sound Grey Bruce	60
The Organization of Canadian Nuclear Indus...	58
Bruce Area Solid Waste Recycling	56
Hi-Berry Farm Inc	53
Mill Creek Chocolates	52
Foodland Wiarton	52
Bluewater District School Board	50
South Bruce Grey Health Centre	50
McKenzie IDA Pharmacy & Bayside IDA Phar...	50
Bruce Peninsula Association for Community ...	50
Killam Apartment REIT - Holiday Park	49
Canada Post - Postes Canada	38

## TOP OCCUPATIONS

4-DIGIT NOC CODE	POSTINGS ▾
Delivery and courier service drivers	140
Retail salespersons	125
General office support workers	93
Cooks	92
General farm workers	89
Light duty cleaners	78
Retail and wholesale trade managers	65
Home support workers, housekeepers and rel...	60
Administrative assistants	60
Other medical technologists and technicians...	58
Library assistants and clerks	52
Registered nurses and registered psychiatric ...	46
Construction trades helpers and labourers	45
Bartenders	40
Dental assistantsDental Floater/Assistant	40

**FILTER**

**AGE GROUP** ▾

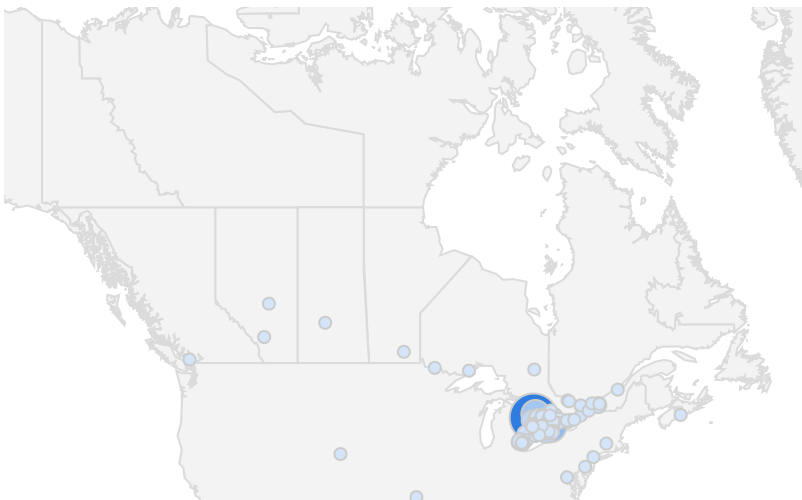
**GENDER** ▾

**TOOL** ▾

## WEBSITE TRAFFIC BY LOCATION

	City	Users	Pageviews ▾
1.	Saugeen Shores	191	1,942
2.	(not set)	138	1,260
3.	Toronto	112	778
4.	Hanover	57	672
5.	Owen Sound	101	620
6.	South Bruce Peninsula	73	582
7.	Hamilton	55	318
8.	Kitchener	24	284
9.	Kincardine	29	262
10.	Minto	11	213
11.	Brampton	35	185
12.	London	35	139
13.	Durham	11	112
14.	LaSalle	2	100
15.	Waterloo	12	96
16.	Guelph	14	92
17.	Burlington	5	92
18.	Kawartha Lakes	13	84
19.	Cambridge	14	84
20.	Mississauga	14	80
21.	Sarnia	3	76

1 - 100 / 121 < >



## JOB-SEEKER REFERRALS

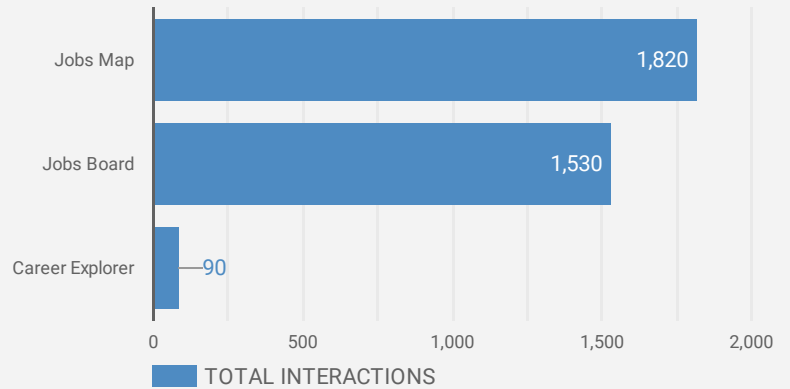
Job Postings  
**977**

Employers  
**206**

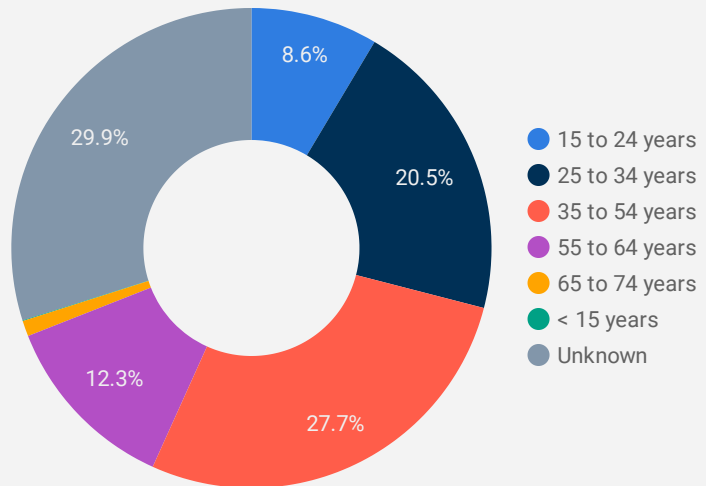
Services  
**14**

## INTERACTIONS BY TOOL

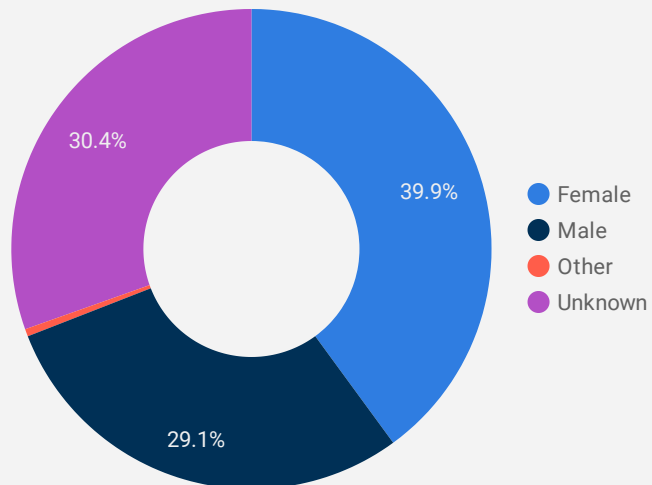
**3,440**



## INTERACTIONS BY AGE GROUP



## INTERACTIONS BY GENDER



**NOTE:** The website data by location is data collected by Google Analytics and cannot be filtered using the age range, gender or tool filters at the top of the page.

**Source:** Job search data is collected from user interactions with the job finding tools on the [jobsinbruce.ca](http://jobsinbruce.ca) website.