



JOB DEMAND REPORT

AUGUST 2021

Job posting data collected by Bruce County's Planning and Development department from job boards and employer websites who recruit candidates in Bruce County.

HIGHLIGHTS

JOB POSTINGS BY THE NUMBERS				# OF DAYS POSTED	
TOTAL ACTIVE	NEW THIS MONTH	COMPANIES	JOB BOARDS	AVERAGE	MEDIAN
1,014	597	407	24	18.2	15

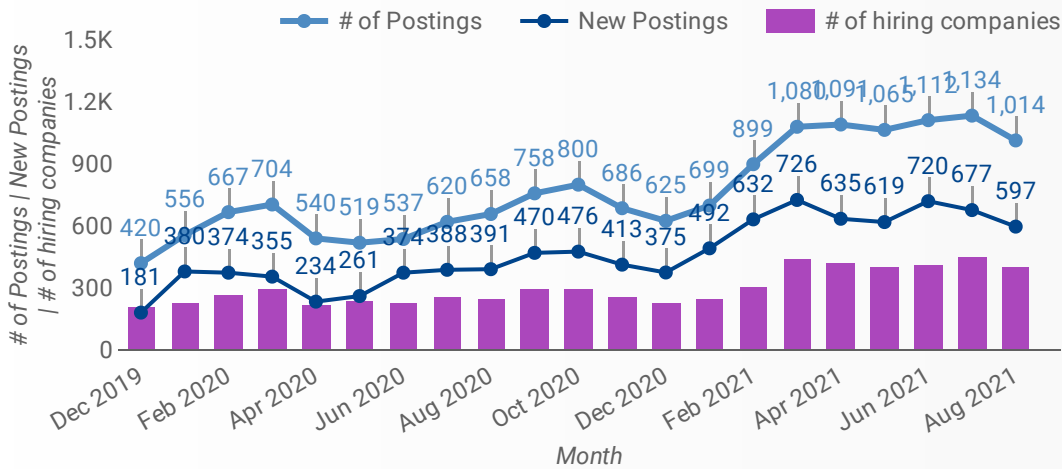
REPORT BUILDER

The default filter selection below will show all job demand data for the month. You can use the filters to create a customized report for the purpose of understanding a subset of the data.

MUNICIPALITY	JOB TYPE	JOB DURATION
JOB BOARD	ADDITIONAL LANGUA...	QUICK FIND
SKILL LEVEL		
SKILL TYPE NAME / 1-DIGIT NATIONAL OCCUPATIONAL CLASSIFICATION CODE		
MAJOR GROUP / 2-DIGIT NATIONAL OCCUPATIONAL CLASSIFICATION CODE		
MINOR GROUP / 3-DIGIT NATIONAL OCCUPATIONAL CLASSIFICATION CODE		
UNIT GROUP / 4-DIGIT NATIONAL OCCUPATIONAL CLASSIFICATION CODE		
COMPANY OR EMPLOYMENT AGENCY		

JOB POSTINGS BY MONTH

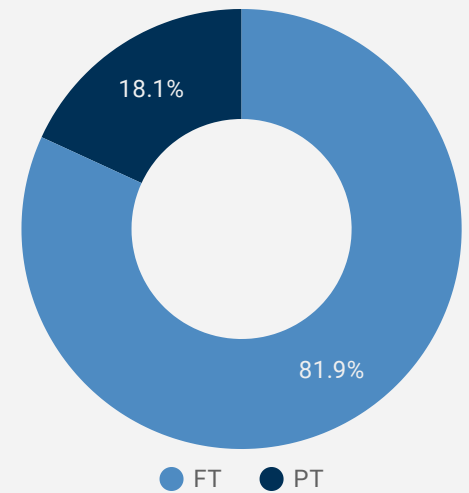
How many job postings were active for at least 1 day this month in Bruce County?



NOTE: This graph cannot be filtered using the controls on the cover page

JOB TYPE

Full-time vs Part-time



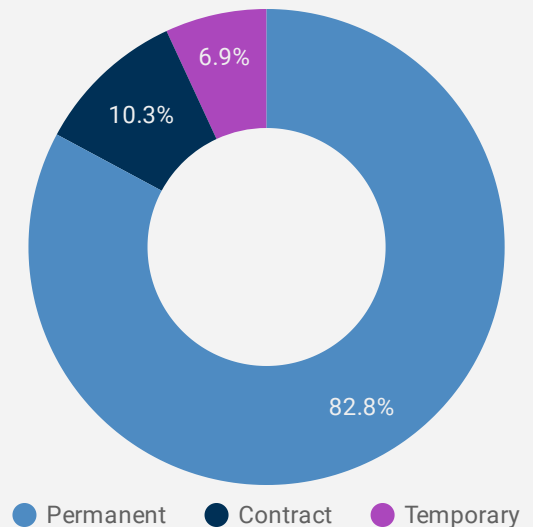
JOB POSTINGS BY MUNICIPALITY

Where are job opportunities being offered?

MUNICIPALITY	POSTING COUNT	AVG POSTING LENGTH IN DAYS	MEDIAN POSTING LENGTH IN DAYS
1. Town of Saugeen Shores	276	18	15
2. Municipality of Kincardine	235	16	15
3. Municipality of Brockton	160	19	15
4. Town of South Bruce Peninsula	135	20	16
5. Municipality of Arran-Elderslie	78	17	15
6. Municipality of South Bruce	39	18	15
7. Township of Huron-Kinloss	32	16	15
8. Municipality of Northern Bruce Peninsula	23	16	15

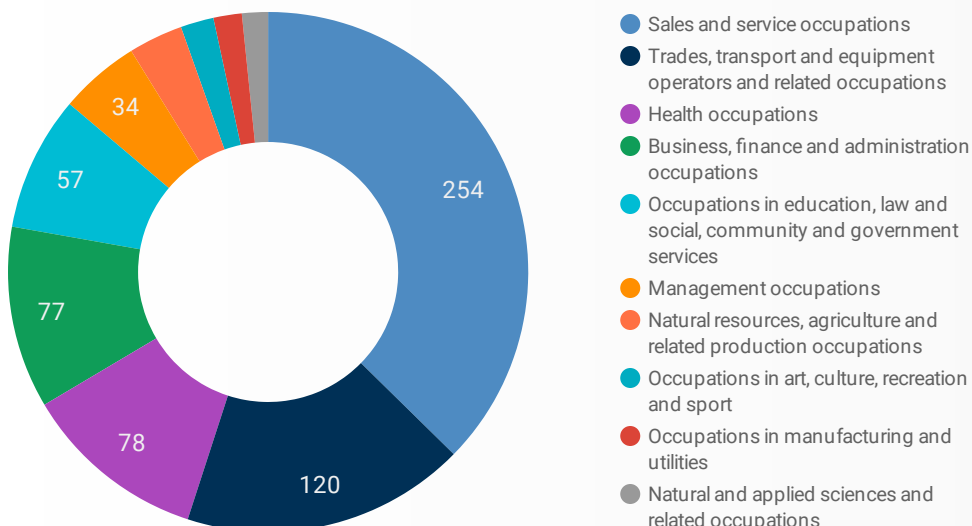
JOB DURATION

Permanency of jobs posted



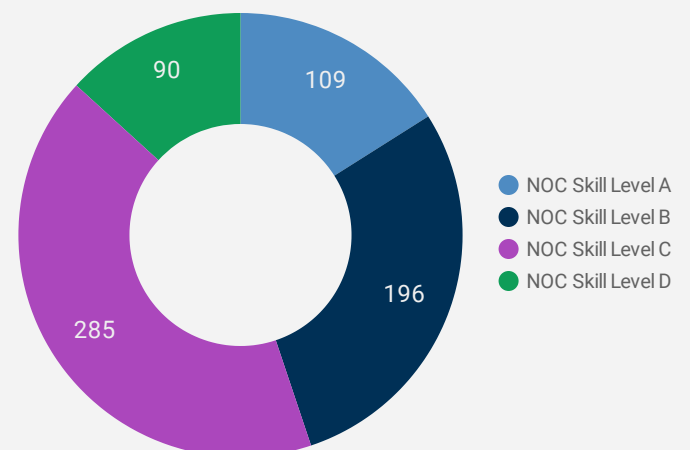
JOB POSTINGS BY SKILL TYPE

What skill type is being recruited?



JOB POSTINGS BY SKILL LEVEL

What education do occupations typically require?



Skill Level A = Usually University education | Skill Level B = Usually College education or Apprenticeship training | Skill Level C = Usually Secondary education or occupation-specific training | Skill Level D = Usually on-the-job training

TOP OCCUPATIONS BY SKILL LEVEL, FREQUENCY & DURATION

What jobs are in-demand and hard to fill in Bruce County?

	4 DIGIT NOC	4 DIGIT NOC NAME	SKILL LEVEL	POSTING COUNT	AVG POSTING LENGTH IN DAYS	MEDIAN POSTING LENGTH IN DAYS
1.	6322	Cooks	NOC Skill Level B	47	18	15
2.	6421	Retail salespersons	NOC Skill Level C	44	17	15
3.	7514	Delivery and courier service drivers	NOC Skill Level C	40	17	15
4.	4412	Home support workers, housekeepers and related occupations	NOC Skill Level C	38	30	15
5.	3012	Registered nurses and registered psychiatric nurses	NOC Skill Level A	28	12	14
6.	6731	Light duty cleaners	NOC Skill Level D	26	17	15
7.	6513	Food and beverage servers	NOC Skill Level C	23	16	15
8.	1241	Administrative assistants	NOC Skill Level B	19	15	15
9.	6552	Other customer and information services representatives	NOC Skill Level C	19	12	15
10.	6611	Cashiers	NOC Skill Level D	16	18	15
11.	7611	Construction trades helpers and labourers	NOC Skill Level D	16	21	18.5
12.	6711	Food counter attendants, kitchen helpers and related support occupations	NOC Skill Level D	15	22	17.5
13.	3219	Other medical technologists and technicians (except dental health)	NOC Skill Level B	15	15	15
14.	7512	Bus drivers, subway operators and other transit operators	NOC Skill Level C	15	17	15
15.	8431	General farm workers	NOC Skill Level C	12	67	55
16.	621	Retail and wholesale trade managers	NOC Skill Level A	10	20	15
17.	6235	Financial sales representatives	NOC Skill Level B	9	17	15
18.	6311	Food service supervisors	NOC Skill Level B	9	45	13
19.	1451	Library assistants and clerks	NOC Skill Level C	9	16	15
20.	3112	General practitioners and family physicians	NOC Skill Level A	8	18	18
21.	1521	Shippers and receivers	NOC Skill Level C	8	16	15
22.	5254	Program leaders and instructors in recreation, sport and fitness	NOC Skill Level B	7	11	11
23.	1414	Receptionists	NOC Skill Level C	6	18	17.5
24.	6222	Retail and wholesale buyers	NOC Skill Level B	6	23	15.5
25.	3233	Licensed practical nurses	NOC Skill Level B	6	3	2.5
26.	7271	Carpenters	NOC Skill Level B	6	16	15
27.	4214	Early childhood educators and assistants	NOC Skill Level B	6	17	15
28.	3414	Other assisting occupations in support of health services	NOC Skill Level C	5	16	15
29.	1114	Other financial officers	NOC Skill Level A	5	9	8.5

TOP EMPLOYERS/AGENCIES BY FREQUENCY & DURATION

Who is hiring?

	COMPANY	POSTINGS ▾	AVG POSTING DURATION IN DAYS	MEDIAN POSTING DURATION IN DAYS
1.	YMCA of Owen Sound Grey Bruce	26	21.9	18
2.	Walmart Canada	24	10.0	10
3.	Corporation of the County of Bruce	23	19.4	21
4.	McDonald's Kincardine	21	12.5	15
5.	VPI Working Solutions	19	31.8	30
6.	Bluewater District School Board	17	9.0	9
7.	Chippewas of Nawash Unceded First Nation	17	19.3	20
8.	Grey Bruce Health Services-Southampton	16	106.5	107
9.	CarePartners	16	13.3	4
10.	Southampton Care Centre	12	15.7	15
11.	Domino's	12	15.3	15
12.	Kijiji Jobs	11	15.0	15
13.	Bruce Power	11	9.1	2
14.	Brucelea Haven	11	45.4	17
15.	Southbridge Care Homes	10	17.2	15
16.	Dollarama, Port Elgin	9	37.5	30
17.	First Student Canada	9	28.3	27
18.	ADECCO	8	8.1	9
19.	The Municipality of Kincardine	8	13.4	15
20.	Municipality of South Bruce	8	14.2	14
21.	Township of Huron-Kinloss	7	15.7	16
22.	Municipality of Brockton	7	12.5	13
23.	Rexall Pharmacy Group Ltd	7	18.0	15
24.	HD Supply Brafasco	7	16.0	15
25.	Larsen & Shaw Ltd.	7	15.8	16
26.	CIBC Walkerton	7	14.6	19
27.	7 Acres - A Division of Supreme Pharmaceuticals	7	10.5	12
28.	TownePlace Suites	6	21.0	21
29.	Godfathers Pizza - Walkerton	6	30.0	30
30.	Shoppers Drug Mart / Pharmaprix	6	15.2	15
31.	Aecon Group Inc. - Kincardine	6	14.7	15

JOB POSTINGS BY 3-DIGIT NATIONAL OCCUPATION CLASSIFICATION

What jobs are hard to fill and in-demand in Bruce County?

	3 DIGIT NOC	3 DIGIT NOC NAME	SKILL LEVEL	POSTING COUNT	AVG POSTING LENGTH IN DAYS	MEDIAN POSTING LENGTH IN DAYS
1.	751	Motor vehicle and transit drivers	NOC Skill Level C	56	16.8	15
2.	632	Chefs and cooks	NOC Skill Level B	52	18.1	15
3.	642	Retail salespersons	NOC Skill Level C	44	17.1	15
4.	441	Home care providers and educational support occupations	NOC Skill Level C	38	30.3	15
5.	651	Occupations in food and beverage service	NOC Skill Level C	31	16.0	15
6.	301	Professional occupations in nursing	NOC Skill Level A	29	11.9	15
7.	673	Cleaners	NOC Skill Level D	28	21.4	15
8.	655	Customer and information services representatives	NOC Skill Level C	22	12.5	15
9.	761	Trades helpers and labourers	NOC Skill Level D	21	19.7	16
10.	124	Office administrative assistants - general, legal and medical	NOC Skill Level B	20	14.5	15
11.	321	Medical technologists and technicians (except dental health)	NOC Skill Level B	18	15.1	15
12.	661	Cashiers	NOC Skill Level D	16	17.9	15

1 - 50 / 88 < >

JOB POSTINGS BY 2-DIGIT NATIONAL OCCUPATION CLASSIFICATION

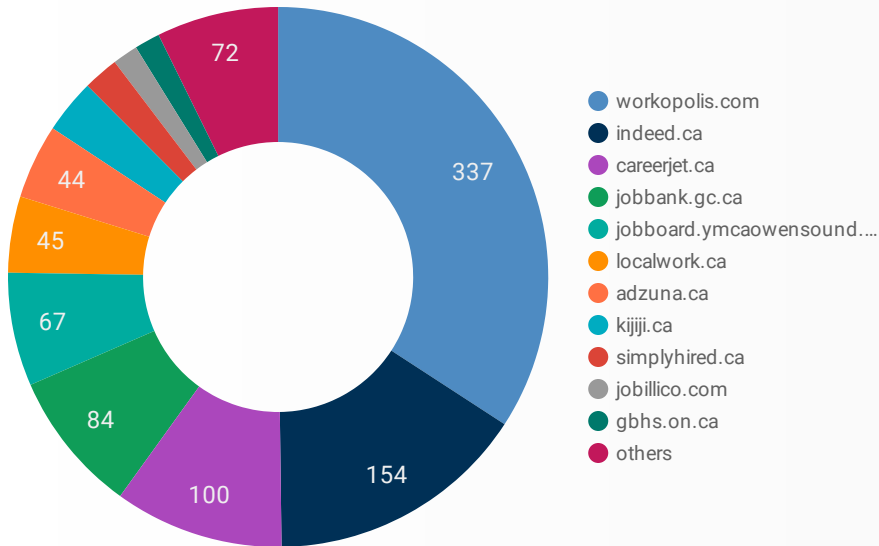
What jobs are hard to fill and in-demand in Bruce County?

	2 DIGIT NOC	2 DIGIT NOC NAME	SKILL LEVEL	POSTING COUNT	AVG POSTING LENGTH IN DAYS	MEDIAN POSTING LENGTH IN DAYS
1.	63	Service supervisors and specialized service occupations	NOC Skill Level B	67	21.7	15
2.	75	Transport and heavy equipment operation and related maintenance occupations	NOC Skill Level C	66	16.8	15
3.	65	Service representatives and other customer and personal services occupations	NOC Skill Level C	61	14.8	15
4.	67	Service support and other service occupations, n.e.c.	NOC Skill Level D	44	21.4	15
5.	64	Sales representatives and salespersons - wholesale and retail trade	NOC Skill Level C	44	17.1	15
6.	44	Care providers and educational, legal and public protection support occupations	NOC Skill Level C	40	28.8	15
7.	30	Professional occupations in nursing	NOC Skill Level A	29	11.9	15
8.	32	Technical occupations in health	NOC Skill Level B	25	13.2	15
9.	12	Administrative and financial supervisors and administrative occupations	NOC Skill Level B	25	14.6	15
10.	14	Office support occupations	NOC Skill Level C	23	16.3	15
11.	76	Trades helpers, construction labourers and related occupations	NOC Skill Level D	21	19.7	16

1 - 41 / 41 < >

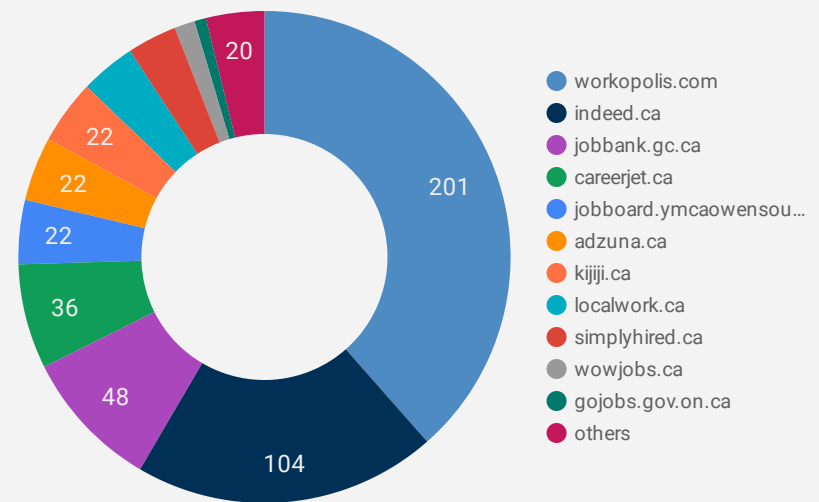
JOB POSTINGS BY JOB BOARD

What share of unique job postings appear on each job board?



COMPANIES BY JOB BOARD

What share of unique job postings appear on each job board?



JOB POSTING DETAILS BY JOB BOARD

How does job posting activity differ by job board?

	JOB BOARD	POSTING COUNT	AVG POSTING LENGTH IN DAYS	MEDIAN POSTING LENGTH IN DAYS	# OF COMPANIES
1.	workopolis.com	337	15	15	201
2.	indeed.ca	154	21	21	104
3.	careerjet.ca	100	15	9.5	36
4.	jobbank.gc.ca	84	34	16	48
5.	jobboard.ymcaowensound.on.ca	67	20	15	22
6.	localwork.ca	45	9	2	19
7.	adzuna.ca	44	15	15	22
8.	kijiji.ca	32	15	15	22
9.	simplyhired.ca	21	16	16	17
10.	gbhs.on.ca	15	198	198	1
11.	jobillico.com	15	60	60	3
12.	network.applytoeducation.com	10	5	4	2
13.	careerarc.com	10	58	58	3
14.	careers.kincardine.ca	8	13	15	1
15.	wowjobs.ca	8	16	16	7
16.	southbruce.ca	7	14	12	1
17.	brockton.ca	7	13	12.5	1