



JOB DEMAND REPORT

OCTOBER 2021

Job posting data collected by Bruce County's Planning and Development department from job boards and employer websites who recruit candidates in Bruce County.

HIGHLIGHTS

JOB POSTINGS BY THE NUMBERS

TOTAL ACTIVE	NEW THIS MONTH	COMPANIES	JOB BOARDS
1,162	619	442	25

OF DAYS POSTED

AVERAGE	MEDIAN
23.2	20

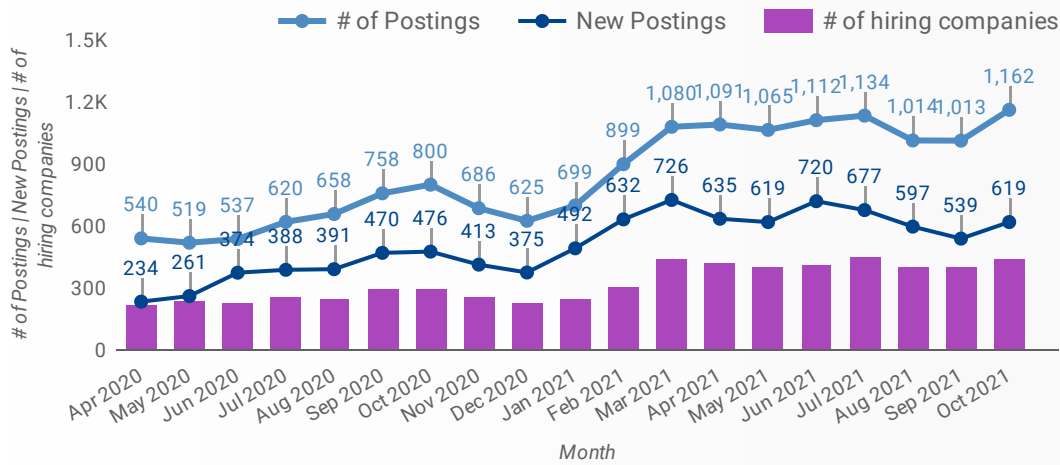
REPORT BUILDER

The default filter selection below will show all job demand data for the month. You can use the filters to create a customized report for the purpose of understanding a subset of the data.

MUNICIPALITY	JOB TYPE	JOB DURATION
JOB BOARD	ADDITIONAL LANGUA...	QUICK FIND
SKILL LEVEL		
SKILL TYPE NAME / 1-DIGIT NATIONAL OCCUPATIONAL CLASSIFICATION CODE		
MAJOR GROUP / 2-DIGIT NATIONAL OCCUPATIONAL CLASSIFICATION CODE		
MINOR GROUP / 3-DIGIT NATIONAL OCCUPATIONAL CLASSIFICATION CODE		
UNIT GROUP / 4-DIGIT NATIONAL OCCUPATIONAL CLASSIFICATION CODE		
COMPANY OR EMPLOYMENT AGENCY		

JOB POSTINGS BY MONTH

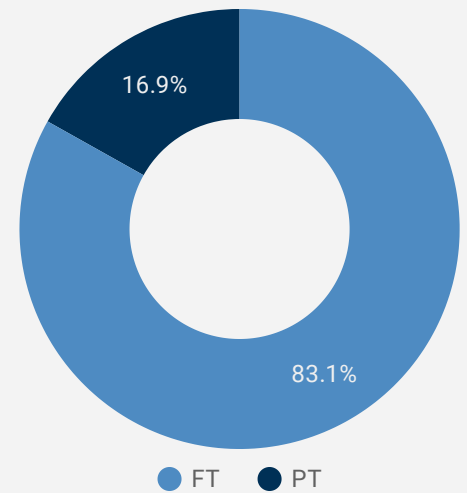
How many job postings were active for at least 1 day this month in Bruce County?



NOTE: This graph cannot be filtered using the controls on the cover page

JOB TYPE

Full-time vs Part-time



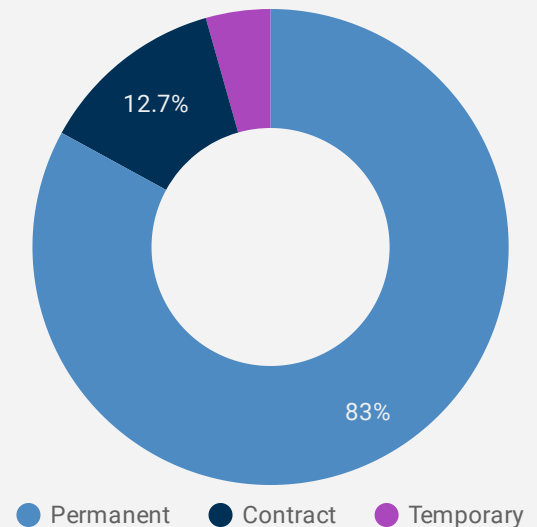
JOB POSTINGS BY MUNICIPALITY

Where are job opportunities being offered?

MUNICIPALITY	POSTING COUNT	AVG POSTING LENGTH IN DAYS	MEDIAN POSTING LENGTH IN DAYS
1. Town of Saugeen Shores	288	21.2	18
2. Municipality of Kincardine	269	22.7	17
3. Municipality of Brockton	164	24.8	21
4. Town of South Bruce Peninsula	152	25.9	21
5. Municipality of Arran-Elderslie	100	20.6	17
6. Township of Huron-Kinloss	68	25.2	21
7. Municipality of South Bruce	56	21.0	18.5
8. Municipality of Northern Bruce Peninsula	25	27.9	17

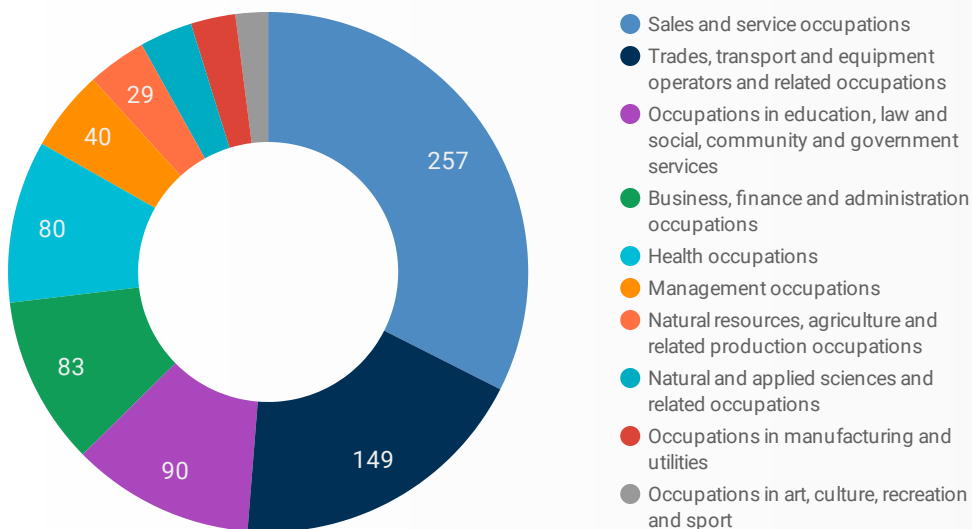
JOB DURATION

Permanency of jobs posted



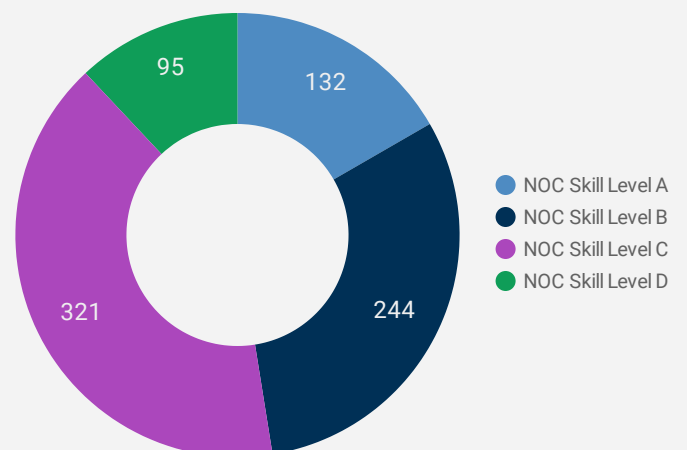
JOB POSTINGS BY SKILL TYPE

What skill type is being recruited?



JOB POSTINGS BY SKILL LEVEL

What education do occupations typically require?



Skill Level A = Usually University education | Skill Level B = Usually College education or Apprenticeship training | Skill Level C = Usually Secondary education or occupation-specific training | Skill Level D = Usually on-the-job training

TOP OCCUPATIONS BY SKILL LEVEL, FREQUENCY & DURATION

What jobs are in-demand and hard to fill in Bruce County?

	4 DIGIT NOC	4 DIGIT NOC NAME	SKILL LEVEL	POSTING COUNT	AVG POSTING LENGTH IN DAYS	MEDIAN POSTING LENGTH IN DAYS
1.	4412	Home support workers, housekeepers and related occupations	NOC Skill Level C	58	19.0	18.5
2.	6421	Retail salespersons	NOC Skill Level C	42	21.4	18.5
3.	7514	Delivery and courier service drivers	NOC Skill Level C	42	20.0	18
4.	3012	Registered nurses and registered psychiatric nurses	NOC Skill Level A	36	52.3	22.5
5.	6322	Cooks	NOC Skill Level B	35	29.3	21
6.	6552	Other customer and information services representatives	NOC Skill Level C	34	23.3	17
7.	6711	Food counter attendants, kitchen helpers and related support occupations	NOC Skill Level D	24	34.7	21
8.	1241	Administrative assistants	NOC Skill Level B	21	19.8	21
9.	6513	Food and beverage servers	NOC Skill Level C	17	17.6	16.5
10.	6622	Store shelf stockers, clerks and order fillers	NOC Skill Level D	16	5.2	2
11.	7611	Construction trades helpers and labourers	NOC Skill Level D	14	22.0	18
12.	7512	Bus drivers, subway operators and other transit operators	NOC Skill Level C	13	34.7	15.5
13.	6311	Food service supervisors	NOC Skill Level B	13	17.3	15
14.	711	Construction managers	NOC Skill Level A	12	28.4	21
15.	7321	Automotive service technicians, truck and bus mechanics and mechanical repairers	NOC Skill Level B	12	22.1	21
16.	8252	Agricultural service contractors, farm supervisors and specialized livestock workers	NOC Skill Level B	11	21.3	18.5
17.	6731	Light duty cleaners	NOC Skill Level D	11	17.3	15
18.	6611	Cashiers	NOC Skill Level D	10	22.8	15
19.	621	Retail and wholesale trade managers	NOC Skill Level A	10	31.6	19.5
20.	1221	Administrative officers	NOC Skill Level B	9	20.9	21
21.	8431	General farm workers	NOC Skill Level C	9	52.5	54
22.	4214	Early childhood educators and assistants	NOC Skill Level B	9	28.0	24
23.	1122	Professional occupations in business management consulting	NOC Skill Level A	8	26.0	15
24.	7251	Plumbers	NOC Skill Level B	8	30.9	17
25.	5254	Program leaders and instructors in recreation, sport and fitness	NOC Skill Level B	8	25.2	27
26.	7612	Other trades helpers and labourers	NOC Skill Level D	7	20.6	20
27.	6341	Hairstylists and barbers	NOC Skill Level B	7	26.1	15
28.	3131	Pharmacists	NOC Skill Level A	7	16.4	10
29.	6562	Estheticians, electrologists and related occupations	NOC Skill Level C	7	24.7	21

TOP EMPLOYERS/AGENCIES BY FREQUENCY & DURATION

Who is hiring?

	COMPANY	POSTINGS ▾	AVG POSTING DURATION IN DAYS	MEDIAN POSTING DURATION IN DAYS
1.	Walmart Canada	34	17.3	15
2.	Bluewater District School Board	33	16.7	15
3.	Grey Bruce Health Services-Southampton	29	55.8	21
4.	Corporation of the County of Bruce	24	23.2	21
5.	VPI Working Solutions	24	33.1	36
6.	YMCA of Owen Sound Grey Bruce	23	39.4	32
7.	Aecon Group Inc. - Kincardine	21	19.8	21
8.	Chippewas of Nawash Unceded First Nation	20	22.6	24
9.	CarePartners	19	26.6	22
10.	Southampton Care Centre	16	18.3	16
11.	McDonald's Kincardine	15	27.9	29
12.	Revera's Pinecrest Manor	13	28.8	31
13.	Kijiji Jobs	13	16.3	15
14.	Municipality of South Bruce	12	20.8	17
15.	PTAG	12	75.0	97
16.	Township of Huron-Kinloss	11	20.0	21
17.	First Student Canada	11	55.2	32
18.	Bruce Power	11	22.6	21
19.	Williams Canada	11	15.1	15
20.	Walmart	10	2.6	2
21.	South Bruce Grey Health Centre-Walkerton	10	24.7	25
22.	Dollarama, Port Elgin	9	43.6	35
23.	EMC Power Canada	9	17.3	15
24.	Southbridge Care Homes	9	23.8	22
25.	CIBC Walkerton	8	14.2	16
26.	Framatome	8	19.8	21
27.	Domino's	8	19.0	16
28.	7 Acres - A Division of Supreme Pharmaceuticals	7	15.0	15
29.	Diabetes Canada	7	21.9	23
30.	Rexall Pharmacy Group Ltd	7	18.4	19
31.	Robert's Farm Equipment Sales Inc	7	17.0	15

JOB POSTINGS BY 3-DIGIT NATIONAL OCCUPATION CLASSIFICATION

What jobs are hard to fill and in-demand in Bruce County?

	3 DIGIT NOC	3 DIGIT NOC NAME	SKILL LEVEL	POSTING COUNT	AVG POSTING LENGTH IN DAYS	MEDIAN POSTING LENGTH IN DAYS
1.	441	Home care providers and educational support occupations	NOC Skill Level C	63	19.3	18.5
2.	751	Motor vehicle and transit drivers	NOC Skill Level C	61	23.0	19
3.	642	Retail salespersons	NOC Skill Level C	42	21.4	18.5
4.	655	Customer and information services representatives	NOC Skill Level C	40	22.2	18
5.	301	Professional occupations in nursing	NOC Skill Level A	36	52.3	22.5
6.	632	Chefs and cooks	NOC Skill Level B	35	29.3	21
7.	671	Food counter attendants, kitchen helpers and related support occupations	NOC Skill Level D	24	34.7	21
8.	124	Office administrative assistants - general, legal and medical	NOC Skill Level B	23	19.9	21
9.	761	Trades helpers and labourers	NOC Skill Level D	21	21.6	20
10.	651	Occupations in food and beverage service	NOC Skill Level C	18	17.9	17
11.	071	Managers in customer and personal services, n.e.c.	NOC Skill Level A	17	26.2	21

1 - 50 / 94 < >

JOB POSTINGS BY 2-DIGIT NATIONAL OCCUPATION CLASSIFICATION

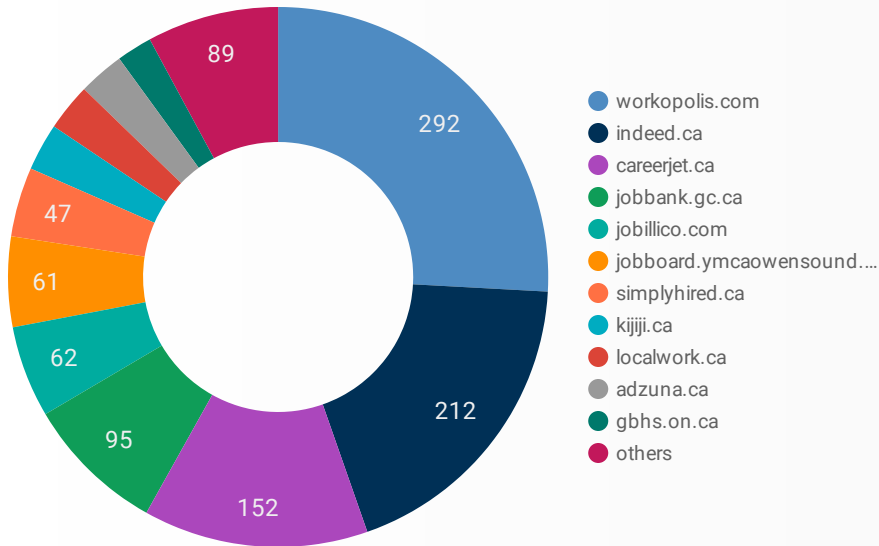
What jobs are hard to fill and in-demand in Bruce County?

	2 DIGIT NOC	2 DIGIT NOC NAME	SKILL LEVEL	POSTING COUNT	AVG POSTING LENGTH IN DAYS	MEDIAN POSTING LENGTH IN DAYS
1.	65	Service representatives and other customer and personal services occupations	NOC Skill Level C	73	21.4	21
2.	75	Transport and heavy equipment operation and related maintenance occupations	NOC Skill Level C	69	22.5	19
3.	44	Care providers and educational, legal and public protection support occupations	NOC Skill Level C	63	19.3	18.5
4.	63	Service supervisors and specialized service occupations	NOC Skill Level B	61	24.4	15
5.	64	Sales representatives and salespersons - wholesale and retail trade	NOC Skill Level C	42	21.4	18.5
6.	67	Service support and other service occupations, n.e.c.	NOC Skill Level D	38	29.4	19
7.	30	Professional occupations in nursing	NOC Skill Level A	36	52.3	22.5
8.	12	Administrative and financial supervisors and administrative occupations	NOC Skill Level B	35	19.9	21
9.	72	Industrial, electrical and construction trades	NOC Skill Level B	29	29.3	21
10.	66	Sales support occupations	NOC Skill Level D	27	12.1	10
11.	14	Office support occupations	NOC Skill Level C	26	18.5	15

1 - 41 / 41 < >

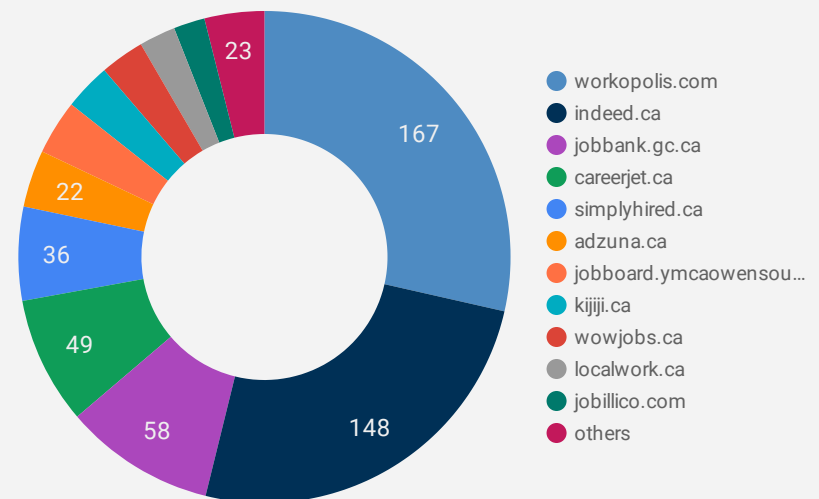
JOB POSTINGS BY JOB BOARD

What share of unique job postings appear on each job board?



COMPANIES BY JOB BOARD

What share of unique job postings appear on each job board?



JOB POSTING DETAILS BY JOB BOARD

How does job posting activity differ by job board?

	JOB BOARD	POSTING COUNT	AVG POSTING LENGTH IN DAYS	MEDIAN POSTING LENGTH IN DAYS	# OF COMPANIES
1.	workopolis.com	292	17.4	15	167
2.	indeed.ca	212	22.0	21	148
3.	careerjet.ca	152	32.0	22	49
4.	jobbank.gc.ca	95	33.2	29	58
5.	jobillico.com	62	28.0	14	12
6.	jobboard.ymcaowensound.on.ca	61	34.5	27	21
7.	simplyhired.ca	47	15.9	15	36
8.	localwork.ca	32	14.2	6	14
9.	kijiji.ca	32	16.8	15	18
10.	adzuna.ca	31	18.3	15	22
11.	gbhs.on.ca	24	78.1	40	2
12.	wowjobs.ca	18	17.9	16	17
13.	network.applytoeducation.com	16	6.4	5	2
14.	southbruce.ca	12	20.8	17	1
15.	careerarc.com	11	72.8	42	4
16.	brockton.ca	7	44.0	44	1